

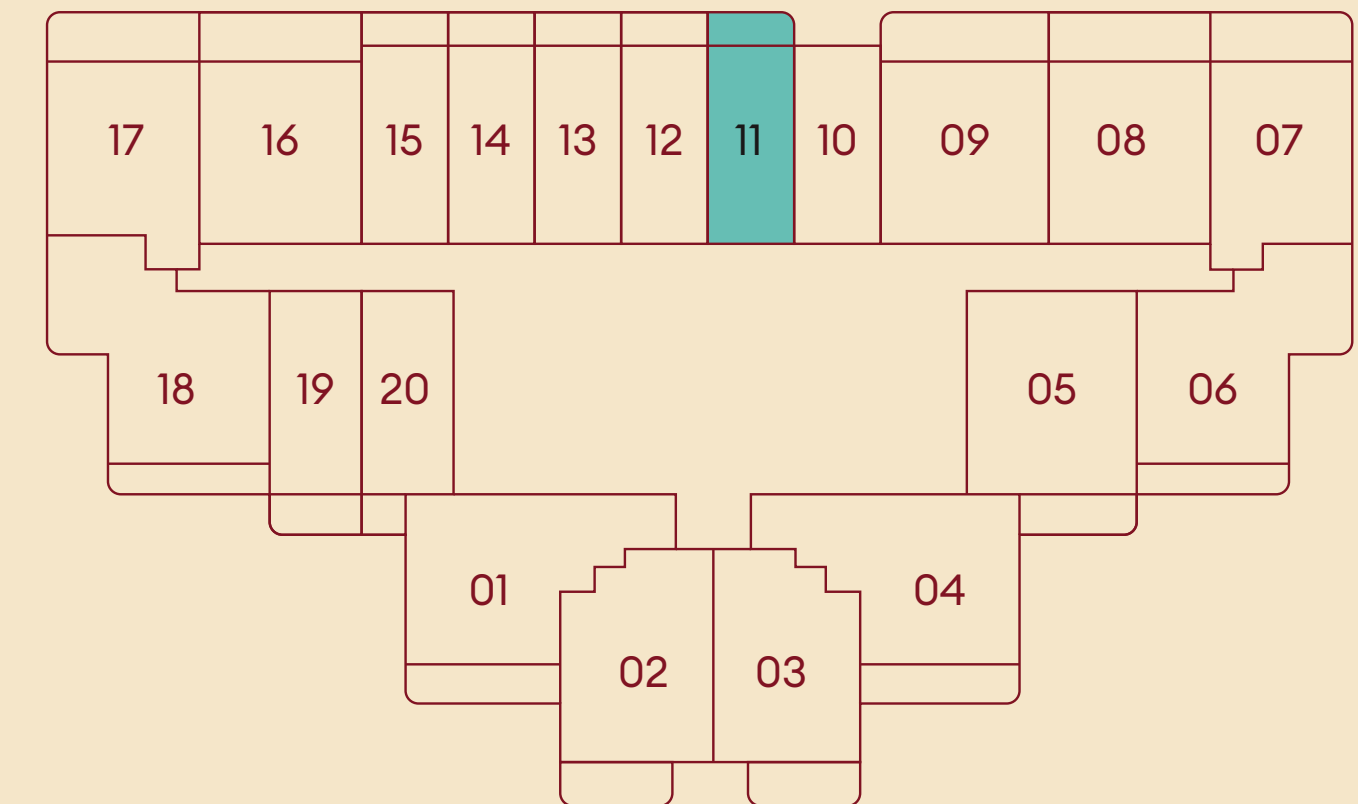
TYPICAL STUDIO



STUDIO

SUITE AREA	30.19 sq. m	324.96 sq. ft.
BALCONY AREA	5.81 sq. m	62.54 sq. ft.
TOTAL AREA	36.00 sq. m	387.50 sq. ft.

TYPICAL FLOOR PLAN



11 2nd Floor to 15th Floor

11 16th Floor to 17th Floor

11 18th Floor to 27th Floor

1.BALCONY	3.74x1.60 sq. m
2.KITCHEN	2.75x1.80 sq. m
3.LIVING/ BEDROOM	4.80x3.40 sq. m
4.BATH	2.60x1.22 sq. m

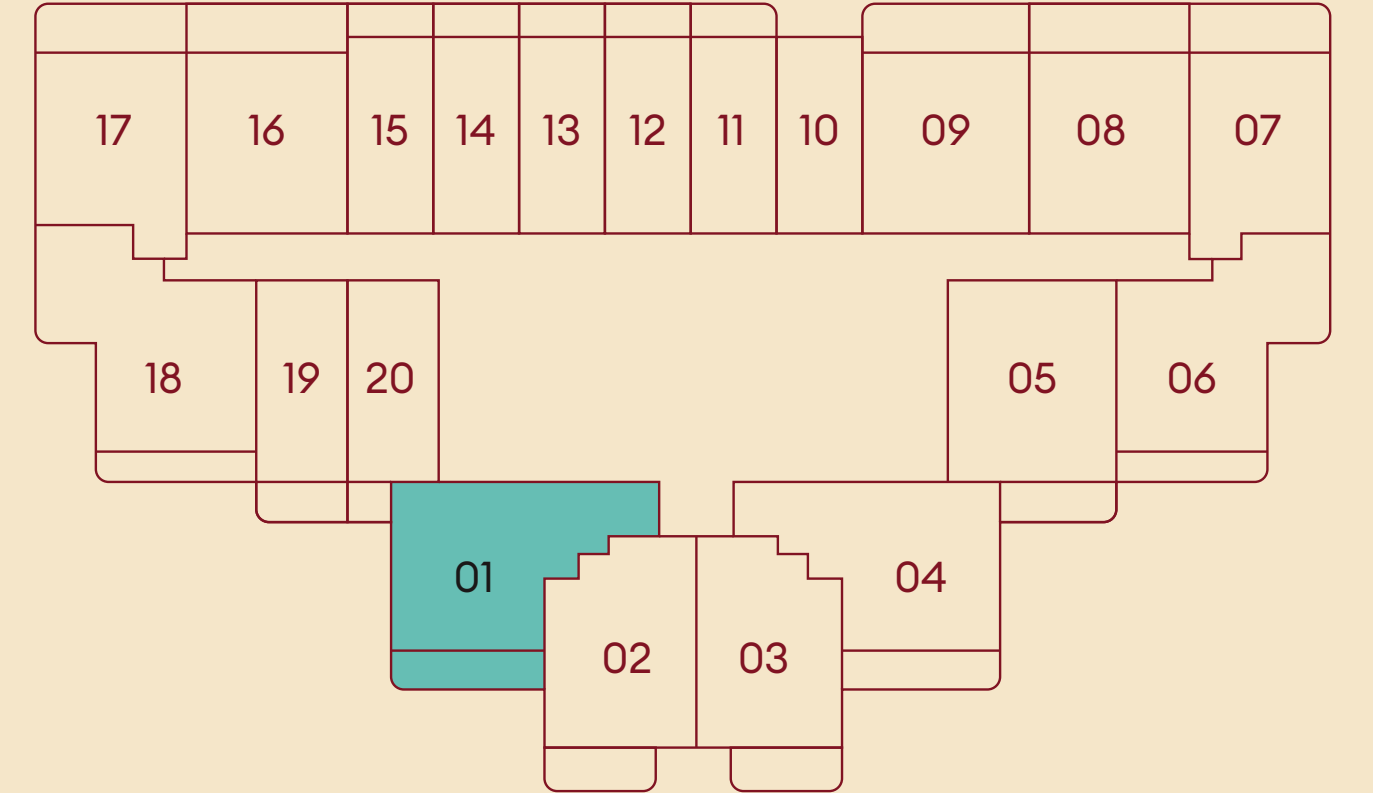
TYPICAL 1 BEDROOM



1 BEDROOM

SUITE AREA	54.33 sq. m	584.80 sq. ft.
BALCONY AREA	9.10 sq. m	97.95 sq. ft.
TOTAL AREA	63.43 sq. m	682.75 sq. ft.

TYPICAL FLOOR PLAN



01 2nd Floor to 15th Floor

01 16th Floor to 17th Floor

01 18th Floor to 27th Floor

1.BALCONY	6.35x1.38 sq. m
2.KITCHEN	2.51x2.50 sq. m
3.LIVING	4.15x3.00 sq. m
4.BEDROOM	3.05x4.15 sq. m
5.BATH	2.45x1.35 sq. m
6.PWD ROOM	1.40x1.90 sq. m

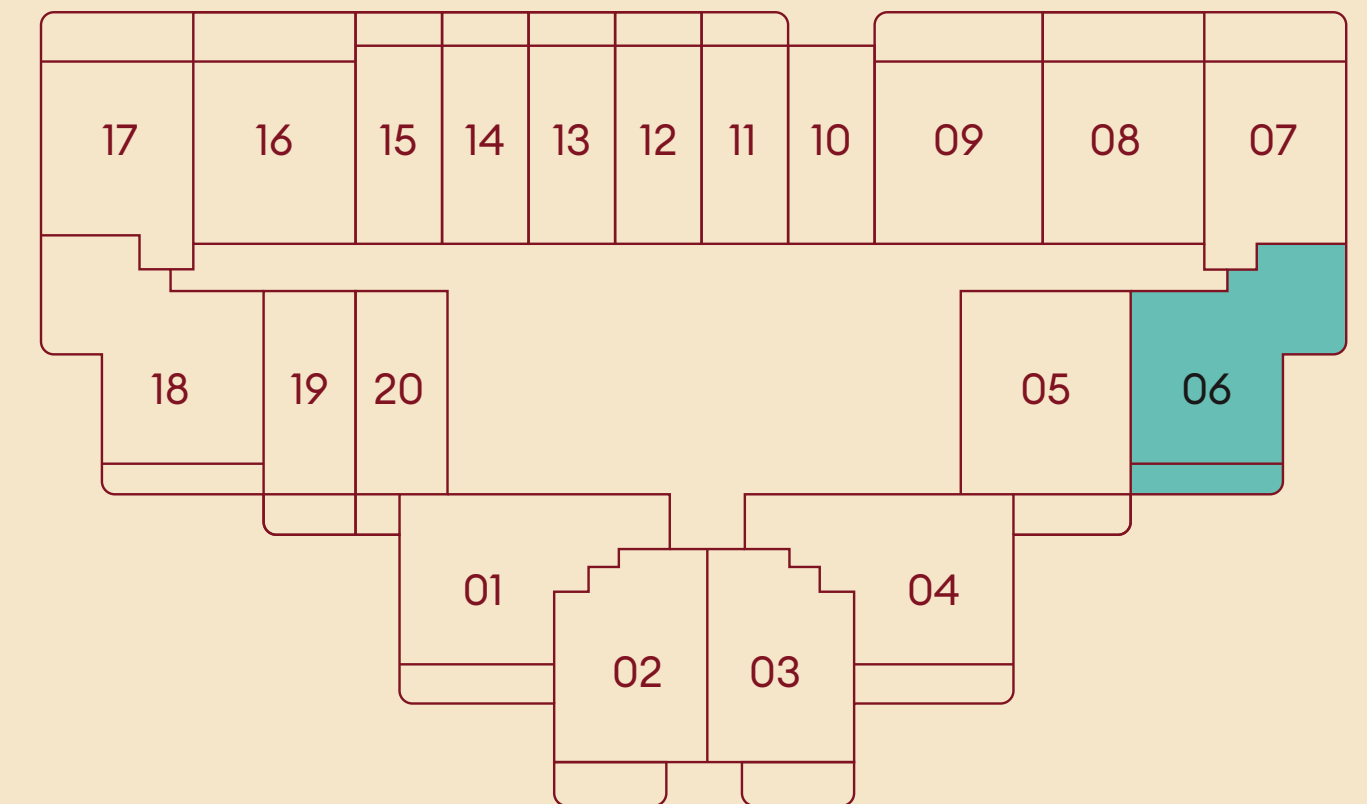
TYPICAL 2 BEDROOM



2 BEDROOM

SUITE AREA	63.68 sq. m	685.45 sq. ft.
BALCONY AREA	8.82 sq. m	94.94 sq. ft.
TOTAL AREA	72.50 sq. m	780.38 sq. ft.

TYPICAL FLOOR PLAN



06 2nd Floor to
15th Floor

06 16th Floor to
17th Floor

06 18th Floor to
27th Floor

1.BALCONY	6.80x1.25 sq. m
2.KITCHEN	1.79x3.09 sq. m
3.LIVING	3.91x3.00 sq. m
4.BEDROOM	3.45x4.85 sq. m
5.BATH	1.50x2.25 sq. m
6.PWD	1.26x2.15 sq. m
7.BEDROOM	3.60x4.40 sq. m
8.BATH	1.45x2.30 sq. m

Disclaimer: All images used are for illustrative purposes only and do not represent the actual size, features, specifications, fittings, and furnishings. The developer reserves the right to make revisions / alterations, at its absolute discretion, without any liability whatsoever.

Access our digital PDF for detailed information to explore the full range of our floor and unit plans.